


Wheels Optional

Long fin helps support Fuselage Nylon Postroads

Fuselage Sides: ^{or 1/8 L.P.} 3/32 x 26 Balsa
 Fuselage Bottom: 1/8 L.P.
 Spine: 1/8" 4 x 16


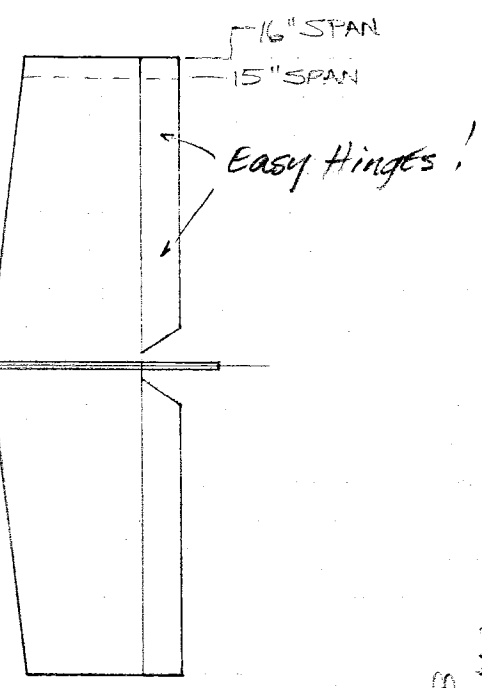
1/2 A
 SPORT/TRAINER

- Span: 45"
- Chord: 7"
- Area: 315 sq. in.
- Length: 30"
- Power: .049 - .074



© 2006 Bruce Tharpe Engineering
 All Rights to this Design Concept
 Reserved by Bruce Tharpe and BTE.

Firewall
 1/4" x 1/2" H



7/21/08
 B. Tharpe